

National Curriculum Coverage

Art and Design





















Early Years Foundation Stage

<p>Christleton Primary School Progression Document that has come from Development Matters and Check Points tracking.</p>	<p>Early years outcomes: Specific Areas Development Matters 2021 statements Early Learning Goals</p>
<p>Communication and Language</p> <ul style="list-style-type: none"> • To confidently use new vocabulary throughout the day in the correct context. • To use talk in different ways in imaginative play, to develop thinking, to collaborate and plan with others and express ideas. • Respond to discussions with comments and questions. • Enjoys being part of conversations and discussions. <p>Personal, Social and Emotional Development</p> <ul style="list-style-type: none"> • Is confident to tackle new challenges and with encouragement will keep going. • Can cooperate with others listening and sharing some ideas and will listen to advice about how to solve disagreements. • Can identify how others feel and respond appropriately. • Is able to take turns in group activities and is able to use appropriate words to solve conflict. <p>Gross Motor Skills</p> <ul style="list-style-type: none"> • Combine different movements with ease and fluency. <p>Fine Motor Skills</p> <ul style="list-style-type: none"> • Uses scissors to cut around more complex shapes. • Holds a pencil in a tripod grip. • To effectively form all letters accurately and begin to develop a fast, accurate and efficient handwriting style. • Use a range of small tools, including scissors, paintbrushes and cutlery. • Begin to show accuracy and care when drawing. <p>Creating with Materials</p> <ul style="list-style-type: none"> • Use different techniques and materials to achieve the desired effect and can talk about what has been created. • Is beginning to plan a design before starting. • Select the most appropriate tool or joining material independently. • Make some independent choices about the resources needed and talk about their creations. • Use different textures in creations and combine media. • Mix colours to produce different shades and combine materials to create different textures. • Select the most appropriate tool or joining material with some support. 	<p>Physical Development ELG: Fine Motor Skills</p> <p>Children at the expected level of development will:</p> <ul style="list-style-type: none"> • hold a pencil effectively in preparation for fluent writing – using the tripod grip in almost all cases; • use a range of small tools, including scissors, paint brushes and cutlery; • begin to show accuracy and care when drawing. <p>Expressive arts and Design ELG: Creating with Materials</p> <p>Children at the expected level of development will:</p> <ul style="list-style-type: none"> • safely use and explore a variety of materials, tools and techniques, experimenting with colour, design, texture, form, and function; • share their creations, explaining the process they have used; • make use of props and materials when role-playing characters in narratives and stories.

Key Stage 1

National Curriculum Objective	Where My Feet Take Me	At the Zoo	Going on a journey	Up in Flames	United Kingdom	Great Explorers.
	Self-Portraits Kandinsky	Paul Klee Safari theme	Van Gough Linked to Space	Joan Miro Troll Swap	Dragons Eye Dragon Machine	JMW Turner Storm
To use a range of materials creatively to design and make products						
To use drawing, painting and sculpture to develop and share their ideas, experiences and imagination						
To develop a wide range of art and design techniques in using colour, pattern, texture, line, shape, form and space						
About the work of a range of artists, craft makers and designers, describing the differences and similarities between different practices and disciplines, and making links to their own work.						

Lower Key Stage 2

National Curriculum Objective	Hidden Depths	A Wave of Change	Voyage of Discovery	Exploring an ancient society	Developing an Empire	Discovering Deva
	Hokusai Great Wave	Henri Matisse	Roy Lichtenstein Andy Warhol Pop Art Animals	Ancient Greece Pottery Designs	Printing Techniques/Mosaics	Henri Rousseau Tropical Forests
To create sketch books to record their observations and use them to review and revisit ideas.						
To improve their mastery of art and design techniques, including drawing, painting and sculpture with a range of materials.						
About great artists, architects and designers in history.						

Upper Key Stage 2

National Curriculum Objective	Across the Atlantic	Invaders and Settlers	Land and Lakes	Wars through time	Conflict and Resolution and exploring America	Our Changing Lives
	Jane Ray	Barbara Hepworth	Batik	Henry Moore	Paul Cezanne	Keith Siddle
To create sketch books to record their observations and use them to review and revisit ideas.						
To improve their mastery of art and design techniques, including drawing, painting and sculpture with a range of materials						
About great artists, architects and designers in history.						