

Spring Term

Refugee Writing and Art Project 2023

The whole school used high quality books to explore the theme 'Refugees'. These books were used to engage the children and develop quality pieces of art and writing.





Reception explored mixing colours when inking and painting.



They designed, drew, used oil pastel, inked and attached pipe cleaners to create a 'Something Else' mask.



The children used their masks to create a mask dance!

Year 1 Collage

The children learned how to use a combination of materials to create texture when creating a cityscape. They explored how to arrange these materials once they had been cut or torn.





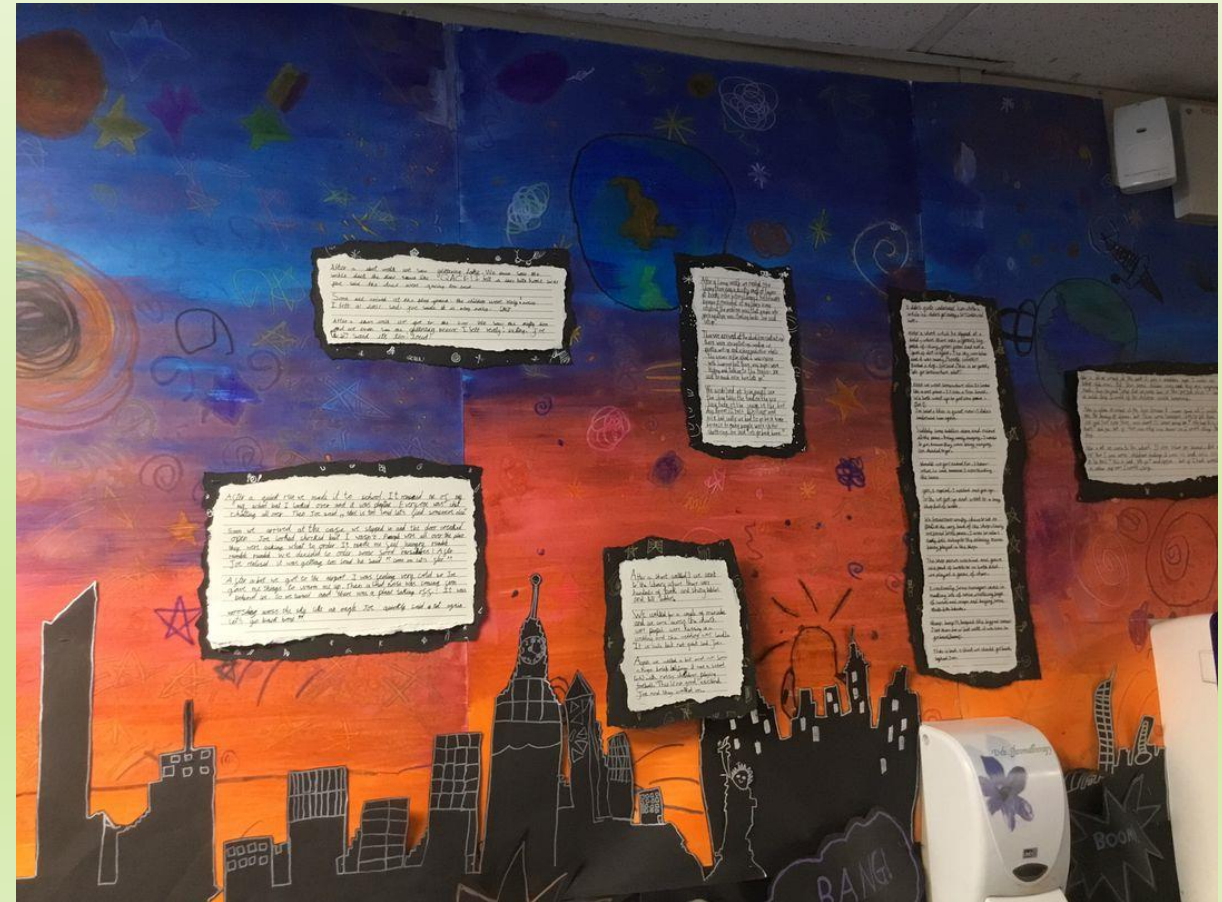
The children were able to explain why they had selected colours in their artwork.



They experimented in making tints by adding white, and making tones by adding black.

Year 3 Collage and painting

Year 3 explored how to mix colours effectively. They experimented with a range of collage techniques such as tearing, overlapping and layering to create their cityscape.





Year three experimented with various pens and pencils to draw a cityscape from their imagination. They also used the illustrations from their book as inspiration.



Year 4

Experimenting with Colour and Collage

The children used a number of brush techniques to produce shapes, textures, patterns and lines. They added collage to painted backgrounds to enhance their work.





Year four experimented with mixing colours to produce an ombre effect for their butterflies.



Year 5 Use of IT, 3D and Drawing

The children experimented with and combined materials and processes to design and make 3D form

They created a piece of artwork which included the integration of digital images they had taken.






Using the class book, Year 5 used a variety of drawing techniques in their sketchbooks to rebuild buildings and landscapes that the war had destroyed.

They used photographs, illustrations and their own imagination in their drawings.

The children experimented with stitching techniques.


Year 6

The children showed precision and accuracy in techniques to show fine detail.



They combined previously learned techniques to create pieces in their own style.





Year six designed and made 3D chairs using the techniques and materials they had previously learned.



Year Two



Year
Three



Year Four



Year Five

Year Six

